

COMPANY PROFILE

Table of Contents

01 Introduction	01
02 Our Valuable Clients	02
03 Bank Details	04
04 Some OEM Examples	05
05 Our Supplied Product – Mechanical	08
06 Our Supplied Product – Electrical	14

Introduction

Import Procurement Solutions which is formally known as Impro Solutions are a group companies which are established in several countries worldwide to make an enhanced marketing attitude globally.

Our principle object is to gain an admiring contribution of supplying industrial equipment to all over the world.

Our Valuable Clients



Vietdan Co. Ltd
Reseller
Vietnam



Sarulla Operation Ltd
Power Generation Plant
Indonesia



Plain On Group Solutions
Reseller
Mexico



Mohammed AL-Mis'hal Corp
Reseller
Saudi Arabia



ITTEFAQ IRON INDUSTRIES LTD.

Ittefaq Iron Industries
Steels
Pakistan



Business Tribune Global Ltd.
Reseller
Saudi Arabia



ARIL Technologies Limited
Reseller
South Africa



British American Tobacco
Tobacco Manufacturer
United Kingdom



Holcim Cement
Cement Industry
Switzerland



Kris Energy Limited
Oil and Gas Energy
Singapore



Lafarge Cement
Cement Factory
France



Mobil
Lubricants Industry
United States



Mitsubishi Motors
Automobile Industry
Japan



GlaxoSmithKline
GlaxoSmithKline
United Kingdom



Linde
Gas and Chemical Industry
South Africa



Siemens Health Care
Automation Industry
United Kingdom

Bank Details

FINANCIAL SUPPORT



Standred Charted Bank



Chase Bank



LLOYDS BANK

Some OEM Examples



Rotork Actuator
CVA RANGE

Multi-turn valve Actuator/Electric
IQ3 RANGE



Standalone Thermometers
MODLINE 5 SERIES



Handheld Thermometer
ULTIMAX SERIES



Automotive Handheld
MINI TEMP MT6

Thermalert Series
XR IR SENSOR



Baumer Encoder
EIL580P-SC10.5FF.01024.B



Encoder
OG71DN1024CI



We Offer **Best Price** From These Companies

FLUKE



www.fluke.com

ENERPAC



www.enerpac.com

SEMIKRON
innovation + service



www.semikron.com

Rockwell Automation
Allen-Bradley



ab.rockwellautomation.com

EXTECH
INSTRUMENTS



www.extech.com

NORGREN



www.norgren.com

pePPERL+FUCHS
SENSING YOUR NEEDS



www.pepperl-fuchs.com

Raytek
A Fluke Company



www.raytek.com

Products Overview

Our Supplied Products


MECHANICAL

Resilient Coupling



- H.P./R.P.M. 10.50
- Clear diameter 914 mm
- Cover width 249 mm
- Safe speed 460 R.P.M.
- Maximum bore 241 mm
- Weight 882 Kg

Industrial Chain



- 22 standard sizes in both narrow- and wide-mill chain
- Solid bushings on narrow-mill chains
- Available with customized attachment configurations & hard-facing
- Selectively induction-hardened pin

Ni Hard Bearing Sleeve



- Dimension 49cm X 30cm X 17cm
- Weight 45 Kg
- Shaft Size 3-7/16

"S" Type Stainless Steel Pitot Tube



- Accuracy: Better than 4 %, for a $\pm 15^\circ$ alignment to the fluid flow
- Quality: stainless steel 316 L
- Working temperature: 0 to 1000 °C

Slide Bearings



- Type EMZLQ 22
- Size 22 - 200 Dia
- Insulated, machine side with flange, arranged for lubrication by circulating pump unit (external) with plain cylindrical bore including loose oil ring without thrust part, non loc. bearing.

Saw Blade for Behringer Machine



- With special coating for optimal cutting rate.
- Low cutting times with best cutting quality for tubes and profiles.
- Suitable for tubes and profiles, all mass cut and "flying" cold circular sawing machines

P10 Gas



- NO 8000 ppm (parts per million) + Nitrogen
- Cylinder : 10 liter Aluminium Cylinder
- Preparation Tolerance : $\pm 10\%$
- Certification Accuracy: $\pm 02\%$
- Pressure : 130 kg/cm²

Fluid Coupling



- Design similar to type T, but with delay chamber.
- The fluid level of delay chamber and working chamber adjusts at standstill.
- Less operating fluid in the working chamber at the start, resulting in a smoother start-up.
- Fluid Coupling Type: Constant-Fill

Cylinder Regulator



- Diaphragm: 316L stainless steel
- Maximum inlet pressure: 310 bar.g
- Temperature range: - 40 °C to +74 °C
- Flow : CV=0.05 [CV = flow of air in ft³/min for each psi of inlet pressure]



Diamond Blades for Power Cutters



- Type Wet /dry
- Blade diameter 14-20"
- Center hole type : B
- Center hole diameter 1 inch
- Assembly Laser welded
- Segment height 0.39"



P10 Gas



- P10/P10 Gas/P10 Quench Gas/P10 XFR Gas/P10 Mixture
- Product Type : Gas / Chemicals
- Chemical Formula: 90% Argon(Ar) + 10% Mithen(CH₄)
- Capacity : 49 KG/ 30 LTR.



Oil Filter



- Brand:usa Parker
- Service Life Is Long ,have Two Kind Of Material, homemade Material Foreign
- Iso9001 Certification



Solenoid Valve For Water



- Sizes 10mm (3/8") to 75mm (3")
- Differential Pressure 0.5 to 10 bar.
- Temperature of fluid -5°C to 120°C.
- Coil Voltage Standard-230-volts, 50Hz AC Optional-Any Standard AC/DC voltage range.
- Coil Insulation and Temperature Ambient upto 42 ° C. Class 'H' insulated upto 155° C, Class 'C' insulated upto 180° C.



Standard Blower



- 18 gauge cold rolled steel housing
- HP: ½ HP motor
- Voltage/Hz: 115V AC, 60 Hz, Single Ø
- Current Draw: 7.2 A
- RPM: 1725
- Cord: 25' (7.62m) 16/3 AWG, SJTW 90C 300V medium duty
- Plug: NEMA 5-15 (Grounded three-prong)



Spah Seal



- SEAL CDI20, CD90
- PN:E 0612
- CELLASTO
- KILN, IDENT # 000.000.625.296
- ARTICLE 27.40618



Differential Pressure Gauge



- Black powder-coated aluminum case.
- Membrane sensing element.316L and PTFE wetted parts.
- 600 psi maximum working pressure.
- Differential pressure ranges to 400 psi.



Load-Holding Valves

Atlas Copco

- Body Material: Brass Solenoid Valve.
- Voltage: 220v, 110v, 24v, 12v
- Reliable Service And High Sensitivity
- It Can Work Normally Even When The Working Differential Pressure Is Close To Zero.



Actuator Cylinder Assembly

Atlas Copco

- Nominal Pressure: Up to 150 psi pneumatic service.
- Standard Temperature: -10°F to +165°F.
- Choice of cylinder body materials: chrome plated steel, lightweight aluminum or composite tubing.



Gear Wheel

Atlas Copco

- Part No: 1614932300
- Screw type air compressor
- OEM provided, A&V Checked.
- Shaping Mode: Compression Mould.



Safety Valve

Atlas Copco

- ASME NB/UV, CRN Coded & Non-Coded.
- Brass or stainless Steel
- 5 to 600 PSI / -250°F to 400°F
- 1/8" to 1"



Steel Hand Pump

ENERPAC

- P-Series
- Two-speed operation for reduced operator fatigue
- 4-way valveing on the P-84 and P-464 for operation of double-acting cylinders
- Large oil capacity to power a wide range of cylinders or tools.



High Pressure Hydraulic Hose

ENERPAC

- For demanding applications, featuring a 4:1 design factor
- Maximum working pressure of 10,000 psi .
- Two layers of steel wire braids
- Outside jacket is polyurethane, to provide maximum abrasion resistance .



Hollow Plunger Cylinder

ENERPAC

- RCH-Series
- Single-acting, spring return
- Collar threads for easy fixturing
- Nickel-plated, floating center tube on models over 20 ton increases product life .



Bearing

SKF

- Contact Ball Bearings exhibit up to 3x longer.
- Single row bearings are for pumps requiring high speeds and heavy axial and radial loads.
- Double-row models have 30° contact angle for heavy thrust.
- Fulfilled ABMA ABEC3 precision levels.



Solenoid Valve



- Model-3068-7-SB
- 220V,6W,50Hz
- Manual Override provided
- AL alloy Surface



Pneumatic Actuator



- Double Rack & Pinion construction.
 - Maximum Working Pressure 8 bar.
 - Hard anodized body providing high corrosion resistance.
 - Additional lubrication is not necessary.
 - Temperature range : NBR -20 °C to + 80 °C
PE -40 °C to + 110 °C
- Can be converted to single acting by Just adding springs.



Valves



- Model-PVM06-220/50
- VNP, with integrated solenoid pilot
- VEM, with remote pneumatic connection



Gate Valve



- Size: 1.5 "
- 300 class
- RF Flanged Ends
- BB, Out Side Screw & Yoke Rising Stem Handwheel
- Operated Body & Bonnet : ASTM A351 CF8M



Horizontal Split Cage Pump



- 4600F Series
- Model:6*5*12 MF
- Capacity:1000 USGM
- Motor: 150 HP,3000 RPM
- Installation Time Reduced
- A Complete Package That Will Meet NFPA-20 Requirements



Shaft Sleeve



- Part No. D251905-041
- For Horizontal Split Cage Pump 4600F Series



Solenoid Valve



- 2/2 way Servo-Operated
- Type: EV220B 15-50
- Coil No:018F6757,24VDC,18 watt
- Pressure: Up to 16 bar
- Viscosity: Up to 50 cSt
- Coil Enclosure: Up to IP 67



Load Cell



- T302X
- 100% Stainless Steel
- Built To Last – Robust Design.
- IP69K Ideal For Harsh Environments.
- Built-in Lightning Protection



Quick Exhaust valve



- ZNCN/510
- Exceptionally Compact.
- Very reliable in Operation.
- Enable high cylinder speed to be achieved.
- Noise from exhausting air kept to minimum.

Inline Valve



- Operating Pressure: 1.5 to 8 bar.
- Operating Temperature: -5 to 60°C.
- Suitable for multi-directional flow and dual supply application.
- LED indicator type plug-in-connector.

Bearing



- Precision level: ABEC-1, ABEC-3, ABEC-5
- Vibration and Noisy level: Z1, Z2, Z3, ZV1, ZV2, ZV3, ZIV1, Z2V2, Z3V3.
- Applications: Motor, Pump, Fan, Air conditioner, Microwave Oven, Sewing machine, Textile machinery etc.

Bore Gauge



- 150MM-250MM
- Model No: 511-805
- Easy zero adjustment because the Bore Gage can stand upright.
- Two guide pins ensure high repeatability of measurements.

Dial Gauge



- Measuring Range Max: 10mm
- Bezel Diameter: 57mm
- Graduation: 0.01mm
- Resolution: 0.01mm
- Model: 2046S

High Pressure Hydraulic Hose



- Size-25-50 MM
- Used for comparative measurement of bore diameter & groove width.
- Available individually or as a set in a plastic wallet.

Digital Vernier Caliper



- Model: 500-173
- Large and Clear LCD readout.
- Data hold unit is optional.
- Carbide -tipped jaw type caliper are also available.

Vacuum Pump



- LEMB-126AZ
- AAE-0A-0FW
- D-01-06197-01. P1-33Mbar, V-56M3/H, KW-3.
- 2900 rpm.

Primary Filter Element



- Filter Media: Cellulose
- Max. Flow Gpm: 20
- Operating Pressure (Psi): 150
- Housing Type: Single
- Filters: Return Line
- Thread Size: 1 To 12
- Package Quantity: 1



Solenoid Valve



- Body material: brass / stainless steel solenoid valve
- Operating type: normally closed / normally open
- Mode of action: 2/2-way, pilot operated type
- Sealing material: PTFE
- Coil grade: class H, IP54 / IP65
- Suitable for high temperature applications



Electronic Hydraulic Prop Directional Control Valve



- Size: Standard
- Packaging: Snap-on, IP 20
- Configuration: Digital Module
- Output: 0.8 A To 3.5 A
- Function: Closed Loop Current Control
- Electrical Connection: Screw Terminals



Precision Screwdriver Set



- Smooth rotating cap for easy screw/unscrew.
- Coloured bits for easy identification and management.
- Durable compact storage box for easy bits storage and carrying.



Solenoid Valve



- High pressure wet-armature solenoids.
- Operated by DC or AC solenoids.
- Manifold-mounting design.
- Very reliable functions and extremely stable With manual override.



Spider Coupling



- Application: Pumps, particularly gear, lobe, vane, and reciprocating pumps.
- Can be used with temperatures from -50 °C to +150 °C.



Valve



- 2/2 way valve
- Switching Function: normally closed.
- Valve operates without differential Pressure.
- High flow rate
- Suitable for Vacuum.



Conveyor Belting Superfort



- Conveyor Belting Superfort 630/4
- Width 800 Mm Covers 4+2 Mm
- Abrasion Resistant Grade Ra
- Cut And Sealed Edges
- Delivered In 4x200mtr
- Dimensions: (4x) 1900 Kg / 85 X 163 X 163 Cm



Our Supplied **Products**

ELECTRICAL

Modulebus Term

ABB

- TB807 MODULEBUS TERM
- Product ID: 3BSE035338R1
- Vertical mounting of modules, 1 pce Power Supply Connector
- ABB Type Designation: TU847Z



Contactor Relay

ABB

- AC Non-Reversing IEC Contactors, A Series
- Item# AF580-30-11-71 -CONTACTOR,
- 3-P N/O, 250-500VAC/DC



IGBT Module

ABB

- FS450R17KE3 AGDR 81C,
- Type: 3AUA0000109339



Inverter Drive

ABB

- Output Power: 301 - 400W
- Output Type: Triple
- Weight: 1.5kgs
- Input Voltage: Single Phase
- Output Voltage: Three Phase
- Type: Inverter Drive
- Output Frequency: 0-400Hz



Option Module

ABB

- RDCO-02C
- DDCS Comms Option Module
- Product Main Type: ACS800 opt
- Accessory Type: Input/Output option module



Profibus-DP Adapter

ABB

- RBPA-01 Profibus-DP Adapter
- Part # 64606859



Contactor

ABB

- AF580-30-11-70
- Contactor, 100-250V



Magnetic contactor

ABB

- Model - EH 550
- 1000V AC,
- 800 A MAX
- 3 ~ RATING,
- Coil Voltage: 220 VAC



SITOP Modular 20

SIEMENS

- 6EP1336-3BA00
- Sitop Modular 20 Stabilized Power Supply
- Input: 120/230 V Ac Output: 24 V Dc/20 A



SITOP Modular 10

SIEMENS

- 6EP1334-2AA00
- Sitop Power 10 Stabilized Power Supply
- Input: 120/230 V Ac Output: 24 V Dc/10 A Industrial Version



Pre-amplifier

SIEMENS

Pre-amplifier Milltronics Rma -2



Remote Mounted Amplifier

SIEMENS

- 7MH7145-0A
- Remote Mounted Amplifier (RMA)
- Moillitronics MSP-1, MSP-3 And MSP-9



PLC Controller

SIEMENS

PLC Controller Milltronics



Motion Sensing Probe

SIEMENS

Motion Sensing Probe Milltronics MSP-3



Contactor 22 KW.

SIEMENS

- Contactor 22KW, 24VDC
- Type 3RT1036-3BB40



Contactor 15 KW.

SIEMENS

- Contactor 15KW, 24VDC
- Type 3RT1034- 1BB40



Motion Failure Alarm

SIEMENS

- 7MH7144-1AA2
- Motion Failure Alarm MFA 4P
- Highly Sensitive Single Set point motion Sensor.



Extented Terminal Cover

SIEMENS

- Model: VL160, VL250, 250AMP
- Connection covers (terminal covers) for circuit-breakers. Degree of protection IP30 for main terminals 1 set = 2 units Extented 3-pole
- Item number : 3VL9300-8CA30



Inductive Proximity Switch



- Model: NBB5-18GM40-Z0
- Sensor Input: Inductive
- Sensing Range Max: 5mm
- Supply Voltage Dc Min: 6v
- Supply Voltage Dc Max: 60v
- External Length / Height: 50mm

Overspeed/Underspeed Monitor



- Speed Monitoring Up To 40 KHz
- 1 Pre-select Value With Relay Output & Led Indicator
- 2-, 3-, 4-wire & Namur Sensors As Well As Rotary Encoder Connectable
- Menu Driven Operation Via 4 Front Keys
- Period Measurement
- Output Signal Can Be Inverted
- Display Devices Can Be Set Between 0.1 ... 2.5 Sec.

Inductive Sensor



- Model: NJ2-14GM-N-VI-Y19784
- Comfort series
- 2 mm flush

Inductive Sensor



- Door Coupling Handle Including Extension Shaft
- ACC MPCB Door Mounting Handle MNXG1/2/3

Ultrasonic Sensor



- MODEL- UC2000-30GM-IUR2-V15
- Parameterization interface for the application-specific adjustment of the sensor setting via the service program ULTRA 3000
- Analog current and voltage output
- Synchronization options
- Adjustable acoustic power and sensitivity
- Temperature compensation

Inductive Sensor



- Model: NBN30-U1-Z2
- 30 mm non-flush
- 2 LEDs indicator for 360° visibility

Contactors



- Model: MNX18 230VAC INO
 - Electrically controlled switch used for switching a power circuit.
 - Three Pole Contactor OEM Part: MNX 18.
 - Three Pole Contactor with AC3 rating of 18amperes.
- Coil voltage available in 110V, 220V, 415V.

Contactors



- Model: MNX-A2 ADD-ON BLINO+1NC
- Rating: 9A to 650A AC-3 duty
- Conforms to IS/IEC 60947-4-1, IEC 60947-4-1, BSEN 60947-4-1
- Front ON/OFF indication
- Operating band from 65 % to 120% up to 32 A

Electrician's Combo Kit

FLUKE

- Wide 1000 V measurement range
- Min / Max to record signal fluctuations
- Large display – backlight for work in dim areas
- Meets Measurement Category 1000 V CAT III and Category IV 600 V safety standards



Insulation Tester

FLUKE

- Leakage current measurement accuracy $\pm (5\% + 2 \text{ nA})$
- Safety CAT III 1000 V, CAT IV 600 V
- Power 12 V lead-acid rechargeable battery, Yuasa NP2.8-12
- Model: FLUKE-1555
- Manufacturer number FLUKE-1555



Multimeter

FLUKE

- Battery Type 4 x aa
- CAT IV Rating 600v
- Insulation Test Range 0.1m Ω to 2g Ω
- Test Voltages 500v



Clamp Meters

FLUKE

- C Max 600 Amps
- AC Max 600 Voltage
- DC current range 600.0 A
- DC voltage range 600 V
- Capacitance 1,000 μF
- Resistance 6000.0 ohm
- Safety rating CAT III 1000V, CAT IV 600V
- Manufacturer number: FLUKE-374



Multifunction Upgrade Kit

FLUKE

- Fluke 1654B Multifunction Tester.
- Fluke Earth Spike Kit.
- Fluke SM100 Socket Tester
- Fluke 1AC II Voltage Detector
- Fluke T50 Voltage/continuity Tester
- Fluke 323 Clamp Meter



Industrial Multimeter/ Infrared Thermometer Combo Kit

FLUKE

- Wide 1000 V Measurement Range
- True-rms For Precise Measurement Of Non Linear Signals
- Capacitance, Resistance, Continuity And Frequency
- Built-in Thermometer
- Min/max/avg To Record Signal Fluctuations
- Manual And Automatic Ranging
- Display Hold And Auto Hold
- Smoothing Mode Allows Filtering Of Rapidly Changing Inputs



Boiler Sequence Controller



- Type-LFL 1.333
- 3.5VA
- Voltage:220-240VAC
- Frequency: 50-60 Hz.

Digital Viscometer



- Accuracy: Within +/-1.0%
- Repeatability: +/-0.2%
- 18 speeds for greater range capability (0.3 to 100 rpm).
- NIST traceable viscosity standards available.

Boiler Photo Cell



- Type: QRA-2
- Strong body construction and constant performance.
- Fabricated from supreme quality material to provide long lasting service.
- Corrosion resistance, high tensile strength and durable.

Ignition Transformer



- Model: TAR11+TRAFO
- Secondary Voltage: 1 X 8KV
- Current: 18mA
- 230VAC/50Hz, ED 100%.

Thruster Brakes



- HYDRO GALVI a.c.
- Thrusters, IP.65
- Class F
- With oil for ambient temperature from - 20 °C to + 55 °C
- Model: HYD 051

Direct-Operated Servo Valves



- 2-stage design with nozzle flapper pilot stage and mechanical feedback offers high dynamics, high resolution and low hysteresis
- High spool driving forces, rugged design ensures long-life operation
- Compact design allows applications with limited footprint
- Model: G761-3039B

Rectifier SCR Dual



- 25A/1200V
- Semipack SKKT 330/16E

Thyristor / Diode Module



- SKKH 15/16E
- 64715879 FOR VSD 690V

Relay Module



- Type: PLC-RSC- 24UC/21-21AU - 2967112
- Efficient Connection To System Cabling Using V8 Adapter
- Safe Isolation According to DIN EN 50178 between Coil & Contact
- Rt III Sealed Relay
- Functional Plug-in Bridges
- Integrated Input Circuit And Interference Suppression Circuit

Instantaneous Relay



- TEC Relay 1804 For 60 VDC
- Fits Kones Control System.
- Other Voltages Can Be Obtained On Request.
- Replaces TEC 1800.
- Path: Electrical Components / Relays
- Shock Voltage: 4 KV Wave 1,2/50 MS (HN 45-S-25)
- Response Time: DC < 11.5 MS - AC < 13 MS.

Elemax Relay Panel



- Type: Egr
- Coil Contact Rating- 5 AMP/250V
- EBERLE - 043210241530

GE Power Quality Meter



- Mounting Versatility
- Keypad with large illuminated 40-character display
- Any assignable output may be used to trigger an alarm
- High, Medium and low voltage three phase systems

Solenoid Valve



- Solenoid Valve Plug System
- 12 VDC
- WOOD WARD SOLENOID
- Part: 2848A279
- Serial: 37303

Embase PAV Relay



- Mounting On Symetrical Or Dissymetrical Din Track
- Connection : Screw Terminals With Maximum Wire Dimension of 2.5 mm² - Max. Wire Strapping Length Of 6.5 MM.
- Moulding Material : Thermoplastic PVC UL 94 V0
- Type: 9876
- Tec 96272830

Relays And opto Coupler



- High power ratings up to 4kVA of resistive loads.
- Suitable for both Ac and DC Application.
- Type No. EGR EG 7
- 24VDC
- Order No.8216520000

GE 489 Relay



- Generator Stator Differential
- Loss of excitation
- Reverse Power
- Distance Backup
- Stator and Bearing Vibration Monitoring

Power Supply Module

TOSHIBA

- PS693
- Input Voltage: 100-120VAC / 200-220VAC
- Power Consumption: 35W Max



Loop Control Module

TOSHIBA

- Integrated controller V series L2
- Employs Ethernet control LAN as the data highway to realize network flexibility.
- Loop Control, Sequence control, and batch control are realized by a single L2 controller



Torque Limit Switch

auma
Solutions for a world in motion

- Actuator
- Model: SA12
- 2 NO+2 NC Contact



Universal Converter

PYROTECH

- Model: Microcon-100
- Input: 2 to 50 mA DC
- Output: 4-20 mA
- No. of Outputs: Single
- Range Setting through DIP Switch



Loop Powered Isolator

PYROTECH

- LPI - 5
 - Does not require auxiliary power.
 - Maximum input voltage 18 VDC.
 - Galvanic isolation between I/p and O/p.
- Din rail Mounted.



Temperature Indicator For CCTV

PYROTECH

- I/P- Universal,
- O/P- 2 Relay
- Temperature Controller
- Model : PCON-9648-I20-RC2A1



Resistive Temperature Sensor

TEMPSENS

- Head IP-67
- Element: PT-100X1
- Calibration; DIN-43760
- Insulation: mineral Insulated
- Sheath Material: SS-316
- Sheath Dia: 6MM



High Temperature Thermocouple

TEMPSENS

- Element: CR/AL "K" Type
- Type: Duplex, Ungrounded
- Insulation: Mineral Insulated
- Sheath material: SS-310
- Sheath Dia: 6MM



Solid State Rectifier



- Type: EH 720 HDD
- Input: 415 VAC
- Output: 190 VDC, 2 AMP
- Rectifier Having Capacitor & Spark Suppressor To Protect The Diode Bridge Circuit.

Position Transmitter



- Type: MVC 402-04-A1
- Supply: 24VDC
- Input: 2 potentiometric ranges are selectable through DIP switches.
- Output: 4-20mA DC, Proportional to Input

Position Transmitter



- Supply: 230VAC
- Output: 4-20 mA

Signal Converter



- Type: MVC 401-02-1
- Supply: 110 V/230V
- Frequency: 50 Hz
- Input: 4-20 mA Dc
- Input Resistance: 100 ohm
- Output: 4-20 mA DC linearly proportional to the the input Signal

Connector



- 6 PN BUSS
- 13 AMP
- DT04-6P EP14

Electric Actuator



- Type: 3374
- Force: 2000N
- Stroking Speed: 0.125mm/s
- Operating Voltage: 230V
- Frequency: 50Hz

Air Cooled Diesel Engine



- FAN 9LD
- Code: 84099900

Starter Motor



- Part No.: 5840.224
- Model: 9LD 625-2
- Sl. No. 5017529

Safety Relay




- Model: PNOZ X3
- Order No-774 319



Safety Relay




- Model: PZE9
- Order No-774 148



Safety Relay



- Model: PNOZ
- Safety circuits
- Positive-guided relay outputs: – 2 safety outputs Depending on the application
- Semiconductor outputs:
- 4 safety outputs Depending on the application
- 4 test pulse outputs



Backstopping Clutch



- DC3809A+230C+230G
- Reverse Rotation Must Be Positively Prevented.
- Availability Of Both Sprag And Ramp & Roller Designs Assures A Wide Product Offering To Meet The Requirements Of Virtually Any Application.



Micon Electronic Timer



- Compact 17.5 mm
- Time range: 0.3 sec. – 30 hrs.
- Highly accurate
- Functions: on Delay, One Shot
- Integrated dual voltage selection
- Separate indication for power and relay status
- Low power consumption



Aviation Obstruction Light



- CAT No.: BJAOL1
- To provide obstruction warning to low flying aircrafts.
- Multi story building.
- 240 VAC



Vibration Transmitter



- Input: Accepts 1 non-contacting 3300 NSv
- Power: Requires +12 to +35 Vdc input at the transmitter terminal
- Signal Output: 4-20 mA
- Loop Accuracy: Within $\pm 1.5\%$ over specified full-scale range
- Maximum Loop Resistance: 1,000 Ω including cable at 35 Vdc
- Current Limiting: 23 mA typical



Process Control Equipment



- TKS – mA
- Model: TKS937133000
- Supply: 230 VAC ,50 HZ,6 W max (TER 12,13)
- Sensor input: Class 2(TER 1,3,4) (TER 6,7,8)
- Output : Out 1 Class 2(TER 14,15)
- Out 2ssr, Class 2 (TER 16,17)
- Out 2 RELAY,3A,250VAC-50/60Hz,Resistive (TER 21,22)



Get In touch



USA OFFICE :

Impro Solutions USA Incorporated

12440 Emily Ct # 904, Sugarland
Texas 77478
U.S.A.

- 270 605 1927
- david@impro-solution.com
- info.abmbd
- www.impro-solution.com



UK OFFICE :

Impro Solutions UK Limited.

14 North Road, Loughborough
Leicestershire, Postal Code # LE111LE
U.K

- 116 318 2310
- 7973 919 702 (Whats App & Direct Call)
- henry@impro-solution.com
- www.impro-solution.com

Incorporation Registration: 117 684 37
VAT Registration: 318 763 677